

# PURGENVENT™


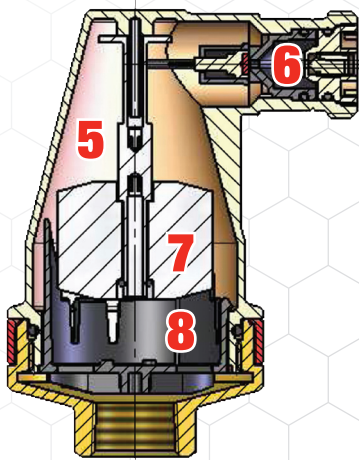
## Model 7930ECA

WWW.PURGENVENT.COM

### Automatic Air Venting Valve with End Cap

The PURGENVENT™ Model 7930ECA Automatic Air Venting Valve is designed to exceed NFPA 13 code that requires a single air vent be provided on each wet pipe sprinkler system utilizing metallic pipe.

To rapidly remove air from the system attach a hose to the purge valve's hose connection and open the valve while the system is being filled. Once the system is in operation the automatic vent will release any excess air. The purge valve is also convenient for cleaning the strainer.



### NFPA 13 (2016)



#### 7.1.5 Air Venting

A single air vent with a connection conforming to 8.16.6 shall be provided on each wet pipe system utilizing metallic pipe.

#### 8.16.6\* Air Venting

The vent required by 7.1.5 shall be located near a high point in the system to allow air to be removed from that portion of the system by one of the following methods:

- Manual valve, minimum 1/2" (15mm) size
- Automatic air vent
- Other approved means

1. Patented,  FM Approved,  UL Listed M7900V Air Release Valve.
2. Forged brass body with 1" NPT isolation valve.
3. Stainless Steel 20 mesh strainer.
4. Adjustable purge valve with hose connection, thread cap, and lanyard.
5. Unique conical shape maximizes clearance to protect valve from contamination.
6. Recessed venting valve prevents damage to vent mechanism and float.
7. Single float on rigid shaft only allows vertical movement.
8. Bubble Breaker aids in the passage of air to the vent and acts as a secondary filter.
9. Standard groove connection end cap with close nipple.

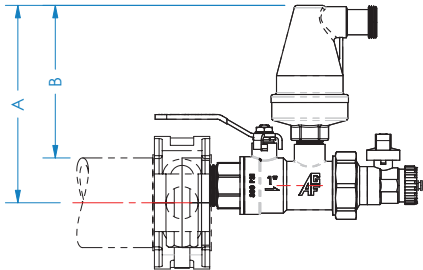
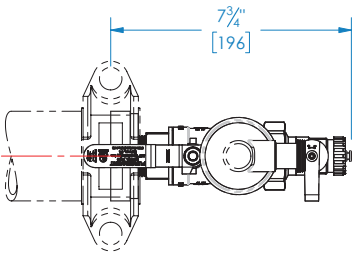


7610-2261 : 0500



**Reliability, Versatility, Code Compatibility**

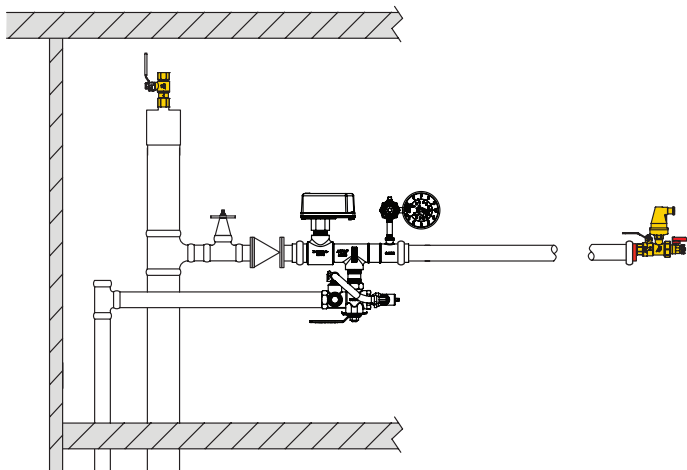
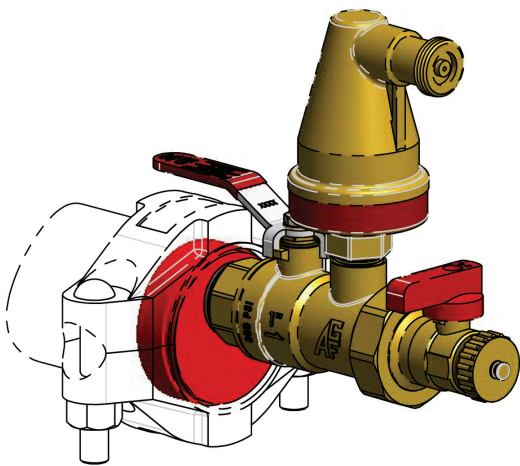
Model 7900AAV Dimensions



ITEM ID	SIZE	A	B
7930ECA-20	2"	6 1/8" [155]	4 7/8" [124]
7930ECA-25	2 1/2"	6 3/8" [161]	4 7/8" [124]
7930ECA-30	3"	6 5/8" [168]	4 7/8" [124]
7930ECA-40	4"	7 1/8" [181]	4 7/8" [124]
7930ECA-60	6"	8 1/8" [207]	4 7/8" [124]
7930ECA-80	8"	9" [230]	4 3/4" [120]

Model 7900AAV Installation Locations

AGF recommends installing the M7900AAV Automatic Air Venting Valve at high points near the end of system branch lines, whenever possible.



Item ID	Item Description
7930ECA-20	1" Automatic Air Venting Valve with 2" End Cap*
7930ECA-25	1" Automatic Air Venting Valve with 2½" End Cap*
7930ECA-30	1" Automatic Air Venting Valve with 3" End Cap*
7930ECA-40	1" Automatic Air Venting Valve with 4" End Cap*
7930ECA-60	1" Automatic Air Venting Valve with 6" End Cap*
7930ECA-80	1" Automatic Air Venting Valve with 8" End Cap*

\*Coupling not included

Patent Pending



**AGF Manufacturing Inc.**  
100 Quaker Lane, Malvern, PA 19355  
Phone: 610-240-4900  
Fax: 610-240-4906  
[www.agfmanufacturing.com](http://www.agfmanufacturing.com)

Job Name: \_\_\_\_\_  
Architect: \_\_\_\_\_  
Engineer: \_\_\_\_\_  
Contractor: \_\_\_\_\_