

PURGENVENT™

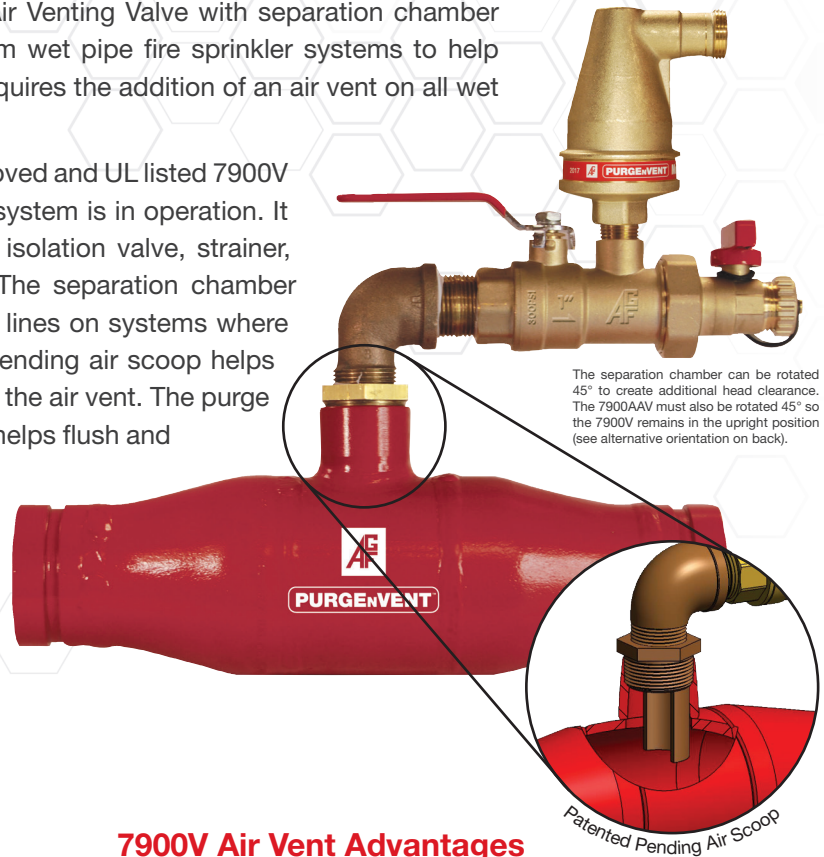
Model 7950ILV

QUALITY COMPONENTS FOR FIRE SPRINKLER SYSTEMS

Automatic Air Venting Valve with Separation Chamber

The AGF PURGENVENT Model 7950ILV Automatic Air Venting Valve with separation chamber and air scoop is designed to remove excess air from wet pipe fire sprinkler systems to help mitigate internal pipe corrosion. NFPA 13 standard requires the addition of an air vent on all wet pipe fire sprinkler systems that utilize metallic pipe.

The PURGENVENT Model 7950ILV features a FM approved and UL listed 7900V automatic air vent that releases excess air while the system is in operation. It also includes a separation chamber with air scoop, isolation valve, strainer, and purge valve with union and hose connection. The separation chamber allows the air vent to be installed in the main branch lines on systems where the high-point is difficult to facilitate. The patented pending air scoop helps divert air in the separation chamber more efficiently to the air vent. The purge valve removes air from the system faster when filling, helps flush and clean the valve, and can be used as a vacuum break when draining the system. When being used as a vacuum break it helps drain the system faster and protects gaskets from being dislodged on other system components. AGF recommends installing the valve in the system's main branch line.



Features

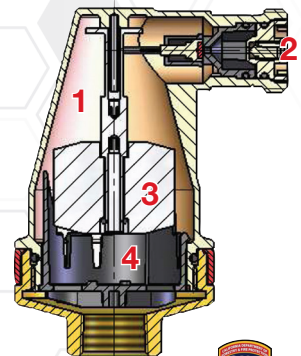
- NFPA Compliant
- FM Approved and UL Listed 7900V Air Vent
- 175 PSI Rated
- Separation Chamber with Air Scoop
- Isolation Valve and Internal Strainer
- Purge Valve with Union and Hose Connection
- System Drain Vacuum Break

Models

Part Numbers					
2"	2½"	3"	4"	6"	8"
7950ILV-20	7950ILV-25	7950ILV-30	7950ILV-40	7950ILV-60	7950ILV-80

7900V Air Vent Advantages

1. Conical shape maximizes clearance and protects the venting valve from contamination.
2. Recessed venting valve prevents vent redundancy and protects it from damage.
3. Single float allows only vertical movement.
4. Bubble breaker acts as a secondary filter and maximizes air passage.

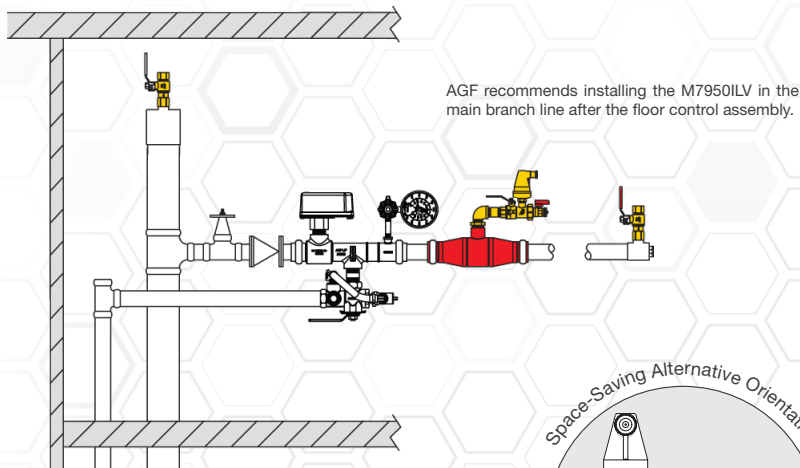


7610-2281 : 0500

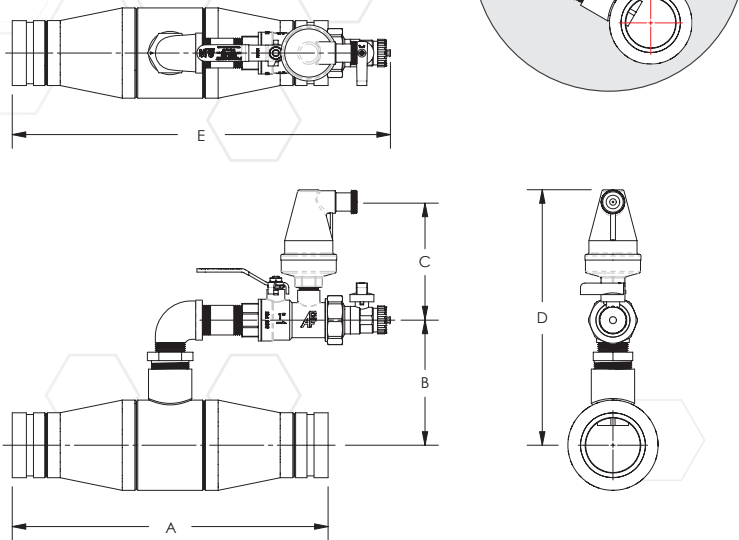


WWW.AGFMFG.COM

Installation



Dimensions



Size	A	B	C	D	E	F
2"	14" (356 mm)	5¼" (133 mm)	5¼" (133 mm)	6⅛" (155 mm)	16¾" (426 mm)	ø2½" (63 mm)
2½"	14" (356 mm)	5½" (140 mm)	5¼" (133 mm)	6⅝" (161 mm)	16¾" (426 mm)	ø2½" (63 mm)
3"	14" (356 mm)	5¾" (146 mm)	5¼" (133 mm)	6⅝" (168 mm)	16¾" (426 mm)	ø2½" (63 mm)
4"	14" (356 mm)	6¼" (160 mm)	5¼" (133 mm)	7⅞" (181 mm)	16¾" (426 mm)	ø2½" (63 mm)
6"	18" (457 mm)	7⅞" (198 mm)	5¼" (133 mm)	8⅞" (207 mm)	18¾" (477 mm)	ø2½" (63 mm)
8"	18" (457 mm)	8⅞" (225 mm)	5¼" (133 mm)	9" (230 mm)	18¾" (477 mm)	ø2½" (63 mm)

Sizes have been rounded to the highest millimeter

USA Patent and Other Patents Pending

For use on wet fire sprinkler systems.

Valve Size

1"

Separation Chamber Sizes

2", 2½", 3", 4", 6", and 8"

Connections

Inlet.....Groove
 Outlet.....Groove
 Purge Valve Outlet.....Hose
 7900V Vent Outlet.....¾" NPT

Installation Orientation

Horizontal with 7900V in Upright Position

Electrical Requirements

None

Materials

Handle Steel
 Stem Rod Brass
 Ball.....C.P. Brass
 Body Brass
 Valve Seat.....PTFE
 StrainerStainless Steel
 7900V Bronze
 Separation Chamber Steel

Rating

175 PSI

Compliance

NFPA 13, 13D, & 13R
 NYC-BSA No. 720-87-SM

Approvals

7900V: UL/ULC (EX27596)
 7900V: FM



7610-2281 : 0500



AGF Manufacturing Inc.
 100 Quaker Lane, Malvern, PA 19355

Phone: 610-240-4900
 Fax: 610-240-4906

www.agfmfg.com

Job Name: _____

Architect: _____

Engineer: _____

Contractor: _____